

KENWOOD



TK-5720/5820

VHF/UHF FM & P25 Digital Mobile Radio



FleetSync®

GENERAL FEATURES

- 50W (136-174 MHz)
- 45W (400-470, 450-520, 380-400*MHz)
- 128 Zones / 512 Channels
- Enhanced Kenwood Audio
- Emergency Features
- Public Address (KAP-2 Required)
- Time Out Timer
- Busy Channel Lockout
- Ignition Sense
- Timed Power Off
- DB-25 & 9-Pin Accessory Connectors
- 9 Programmable AUX I/Os
- 2 Programmable AUX Outputs
- Transceiver Password
- Date & 12/24 Hour Time Clock
- Windows® Programming & Tuning
- Windows® Firmware Uploading
- Easy Option Ports (26-pin)
- Voice Guide & Storage (option)
- MIL-STD 810 C/D/E/F, IP-54
- MIL-STD Mic (included)
- MIL-STD 12-Key DTMF Mic Option

FRONT PANELS/CONTROL HEADS

- Dash & Remote Mount
- 14 Character Alphanumeric Aliases
- Backlit Dot Matrix LCD
- 3-Digit Sub-Display
- Function/Status LCD Icons
- RSSI Indicator
- Transmit/Busy/Call Alert/Warn LED
- On/Off Power Control
- 4 Up/Down Selectors
- 6 Front PF Keys
- Emergency/AUX Key
- 4W Speaker Audio

SCAN TYPES (FM & P25)

- Single Zone/Multi-Zone Scan
- Scan Lists¹
- Conventional Scan
- Limited Talk Group Scan¹
- Priority Monitor Scan¹
- Dual Priority Scan

FM

- QT / DQT
- Operator Selectable Tone
- Two-Tone Decode / Encode
- DTMF Encode / Decode / Stun
- Special Alert Tone Patterns
- Companded Audio

FleetSync® / II (FM)

- PTT ID Digital ANI
- Caller ID Display
- Status Messaging
- Emergency & Stun Statuses
- Selective & Group Call
- Text Messaging
- Send/Display GPS

MDC-1200

- PTT ID Digital ANI
- Caller ID Display
- Emergency Status
- Radio Check
- Radio Inhibit

P25 DIGITAL

- P25 Digital Conventional
- AMBE+2™ Enhanced VOCODER
- Talk Group ID Lists
- Individual ID Lists
- Caller ID Display
- Remote Monitor / Check, Radio Inhibit
- Encryption Key Zeroize and Retention
- DES Encryption Module
- AES & DES Encryption Module
- KPG-115 KVL Key Loader Interface Cable
- P25 Digital Trunking Option

**For U.S. federal government & export sales*




Options

■ **KMC-35**
Microphone



■ **VGS-1**
Voice Guide
& Storage Unit



■ **KAP-2**
Horn Alert/PA
Relay Unit



■ **KCT-46**
Ignition Sense Cable



■ **KMC-36**
Microphone
with Keypad



■ **KRK-10**
Panel Remote Kit



■ **KCT-23M**
DC Cable (10 feet)




■ **KLF-2**
Line Noise Filter



■ **KMC-9C**
Control Station
Desktop Microphone




■ **KMB-10**
Lock Key Adapter



■ **KES-5**
External Speaker



■ **KPS-15**
DC Power Supply



■ **KCT-23M3**
DC Cable (23 feet)



■ **KPG-115**
Keyloader Interface
Cable



All accessories and options may not be available in all markets.
Contact an authorized Kenwood dealer for details and complete list of all accessories and options.

Specifications

Model	TK-5720	TK-5820
GENERAL		
Frequency Range		
Type 1	136-174 MHz	450-520 MHz
Type 2		400-470 MHz
Type 3	-	380-400 MHz
Number of Channels		512
Zones	128	
Max. Channels per Zone	250	
Channel Spacing		
Analog	12.5 / 15 / 25 / 30 kHz	12.5 / 25 KHz
Digital	12.5 kHz	12.5 kHz
Operating Voltage	13.6 V DC ± 20 %	
Operating Temperature Range	-22° F to +140° F (-30° C to +60° C)	
Frequency Stability	± 2.0 ppm	
Antenna Impedance	50 Ω	
Dimensions (W x H x D) (projections not included)	6.30 x 1.77 x 6.18 in. (160 x 45 x 157 mm.)	
Weight (net)	3.04 lbs (1.38 kg)	
FCC ID		
Type 1	K44378601	K44378702
Type 2		K44378703
Type 3	-	-
IC Certification		
Type 1	282F-378601	282F-378702
Type 2		282F-378703
Type 3	-	-

FleetSyn[®] is a registered trademark of Kenwood Corporation.
Windows[®] is a registered trademark of Microsoft Corporation in the United States and other countries.
AMBE+2[™] is a trademark of Digital Voice Systems Inc.
The P25 Logo is used under license and is a registered trademark of the Project 25 Technology Interest Group.
KPG-115 adapts the Motorola, KVL3000/3000 Plus Key Loader to the TK-5720/5820.

Kenwood follows a policy of continuous advancement in development.
For this reason specifications may be changed without notice.

Applicable MIL-STD & IP

Standard	MIL 810C Methods/Procedures	MIL 810D Methods/Procedures	MIL 810E Methods/Procedures	MIL 810F Methods/Procedures
Low Pressure	500.1/Procedure I	500.2/Procedure I, II	500.3/Procedure I, II	500.4/Procedure I, II
High Temperature	501.1/Procedure I, II	501.2/Procedure I, II	501.3/Procedure I, II	501.4/Procedure I, II
Low Temperature	502.1/Procedure I	502.2/Procedure I, II	502.3/Procedure I, II	502.4/Procedure I, II
Temperature Shock	503.1/Procedure I	503.2/Procedure I	503.3/Procedure I	503.4/Procedure I, II
Solar Radiation	505.1/Procedure I	505.2/Procedure I	505.3/Procedure I	505.4/Procedure I
Rain	506.1/Procedure I, II	506.2/Procedure I, II	506.3/Procedure I, II	506.4/Procedure I, III
Humidity	507.1/Procedure I, II	507.2/Procedure II, III	507.3/Procedure II, III	507.4
Salt Fog	509.1/Procedure I	509.2/Procedure I	509.3/Procedure I	509.4
Dust	510.1/Procedure I	510.2/Procedure I	510.3/Procedure I	510.4/Procedure I, III
Vibration	514.2/Procedure VIII, X	514.3/Procedure I	514.4/Procedure I	514.5/Procedure I
Shock	516.2/Procedure I, II, III, V	516.3/Procedure I, IV, V	516.4/Procedure I, IV, V	516.5/Procedure I, IV, V
International Protection Standard				
Dust & Water Protection	IP54: Radio Itself			
	IP54/55: Remote Head with KRK-10			

Model	TK-5720	TK-5820
RECEIVER		
Sensitivity		
Digital (5 % BER)		0.25 μV
Digital (1 % BER)		0.40 μV
Analog 12 dB SINAD		0.25 μV
Selectivity		
Digital	-60 dB	
Analog @ 25kHz	-80 dB	
Analog @ 12.5 kHz	-70 dB	
Intermodulation Distortion		
Digital	-73 dB	
Analog	-75 dB	
Spurious & Image	-90 dB	-85 dB
Audio Distortion	Less than 3.0 %	
Audio Output	4 W / 4 Ω	
TRANSMITTER		
RF Power Output	50 W to 10 W	45 W to 10 W*
Spurious & Harmonics	73 dB	75 dB
FM Hum & Noise		
Analog @ 25 kHz		50 dB
Analog @ 12.5 kHz		45 dB
Audio Distortion	Less than 3 %	
Modulation	11K0F3E, 16K0F3E, 8K10F1E, 8K10F1D	

Analog measurements made per TIA/EIA 603
Digital measurements made per TIA/EIA 102CAAA

* Type 1: 45W to 10W for 450-490MHz.
40W to 10W for 490-512MHz.
35W to 10W for 512-520MHz.
Type 2: 45W to 10W for 400-470MHz.

footnotes from front:
* Scan Lists currently available in analog mode. Scan Lists (P25), Limited Talk Group Scan and Priority Monitor Scan available in a future P25 trunked option release.

KENWOOD

Kenwood U.S.A. Corporation
Communications Sector Headquarters
3970 Johns Creek Court, Suite 100, Suwanee, GA 30024-1265

Order Administration/Distribution
P.O. BOX 22745, 2201 East Dominguez St., Long Beach, CA 90801-5745

Kenwood Electronics Canada Inc.
Canadian Headquarters and Distribution
6070 Kestrel Road, Mississauga, Ontario, Canada L5T 1S8
www.kenwood.ca

www.kenwoodusa.com



ISO9001 Registered
Communications Equipment Division
Professional Systems Business Group
JVC KENWOOD Corporation